



Symmetrical



Asymmetrical



Circular

Energy-saving floodlight



47

JET 7 is an out-door highperformance projector which can be used for a large range of discharge lamps. Two versions: symmetrical with peened reflector, and symmetrical with specular reflector.

Technical specifications

Die cast aluminium body and frame coated with polyester powders in black colour, complete with thermally isolated control gear housing.

For Class II fixture only in silver colour RAL 7035. Reflector made of highly pure aluminium sheet, polished and oxidized. Tempered glass with silicon rubber gasket.

Bracket made of galvanized steel with index for

vertical orientation.

The removable control gear plate, made out for Class I of a galvanized steel sheet, and for Class II of injection of selfextinguish thermoplastic material, is complete with connectors which allow its quick disassembly during maintenance operations.

Electrical housing cover made of technopolymer. Lampholder E 40, cable gland PG 13,5.

All the electrical components are produced according to the Italian Quality Standards for power 230V - 50 Hz and the projector is manufactured according to EN 60598/1 rules.

Large areas lightings



JET 7 Symmetrical



Optical system

The symmetrical versions with two different reflectors (peened and specular) and the large range of lamps which may be used, guarantee medium - wide and medium narrow beams.

The accuracy of these reflectors enables a perfect control of the luminous flux and a considerable glare reduction.

The flux reflecting skirt ensures high performances.

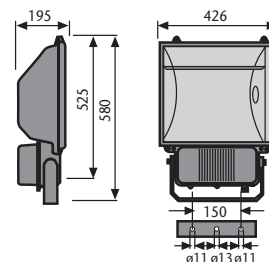
wind exposed surface = 0,193 m²



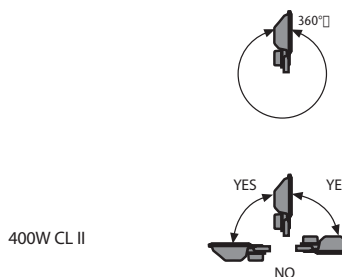
Lamps

	MT (JM-T) 250-400W E40
	ST (SAP-T) 250-400-600W E40

Dimensions (mm)



Working position



Available colours



CL I

	CODE	DESCRIPTION	LAMP TYPE	GROSS WEIGHT (kg)	PACKING (pcs.)	PALLET (pcs.)	CBMS
	50492	Symmetrical Body E40 peened - Black	-	8,56	1	30	0,0540
	50493	Symmetrical Body E40 specular - Black	-	8,56	1	30	0,0540
	50826	CRL KÖNIG peened - Black	MT (JM) 400W Philips type	12,94	1	30	0,0540
	50533	CRL KING peened - Black	ST (SAP) 600W	16,85	1	30	0,0540
	50535	CRL KING specular - Black	ST (SAP) 600W	16,85	1	30	0,0540
	50515	CR KIT	MT-ST (JM-SAP) 250W	3,82	1	-	0,0057
	50510*	CR KIT	MT-ST (JM-SAP) 400W	5,23	1	-	0,0057
	50593	CR KIT	MT (JM) 250W Philips type	3,00	1	-	0,0057

* Suitable for MH lamps Osram type, see lamps technical specifications.

CL II

	CODE	DESCRIPTION	LAMP TYPE	GROSS WEIGHT (kg)	PACKING (pcs.)	PALLET (pcs.)	CBMS
	50660*	CR Symmetrical Body peened - Silver	MT-ST (JM-SAP) 400W	13,63	1	30	0,0540
	50661	CR Symmetrical Body peened - Silver	MT-ST (JM-SAP) 250W	11,90	1	30	0,0540
	50662	CRL KÖNIG peened - Silver	MT (JM) 400W Philips type	12,00	1	30	0,0540
	50663	CRL KÖNIG peened - Silver	MT (JM) 250W Philips type	10,92	1	30	0,0540
	50665*	CR Symmetrical Body specular - Silver	MT-ST (JM-SAP) 400W	13,63	1	30	0,0540
	50666	CR Symmetrical Body specular - Silver	MT-ST (JM-SAP) 250W	11,90	1	30	0,0540
	50667	CRL KÖNIG specular - Silver	MT (JM) 400W Philips type	12,00	1	30	0,0540
	50668	CRL KÖNIG specular - Silver	MT (JM) 250W Philips type	10,92	1	30	0,0540

* Suitable for MH lamps Osram type, see lamps technical specifications.

JET 7 Asymmetrical

F CE PG Aik IP 66

Optical system

The asymmetrical optics, obtained with careful laboratory tests, ensures a perfect control of the luminous flux, with a considerable improvement in the projector's performance and glare reduction.

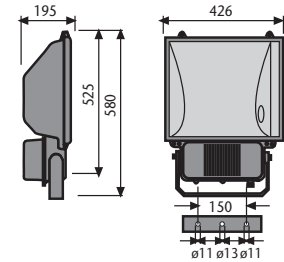
wind exposed surface = 0,193 m²



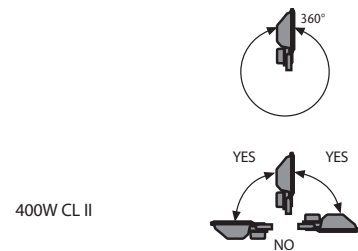
Lamps

	MT (JM-T) 250-400W E40
	ST (SAP-T) 250-400-600W E40

Dimensions (mm)



Working position



Available colours



CL I

	CODE	DESCRIPTION	LAMP TYPE	GROSS WEIGHT (kg)	PACKING (pcs.)	PALLET (pcs.)	CBMS
	50490	Asymmetrical Body E40 peened - Black	-	8,56	1	30	0,0540
	50828	Asymmetrical Body E40 specular reflector - Black	-	8,56	1	30	0,0540
	50486	CRL STRATOS peened - Black	MT (JM) 400W Philips type	12,94	1	30	0,0540
	50534	CRL KING peened - Black	ST (SAP) 600W	16,85	1	30	0,0540
	50515	CR KIT	MT-ST (JM-SAP) 250W	3,82	1	-	0,0057
	50510*	CR KIT	MT-ST (JM-SAP) 400W	5,23	1	-	0,0057
	50593	CR KIT	MT (JM) 250W Philips type	3,00	1	-	0,0057

* Suitable for MH lamps Osram type, see lamps technical specifications.

CL II

	CODE	DESCRIPTION	LAMP TYPE	GROSS WEIGHT (kg)	PACKING (pcs.)	PALLET (pcs.)	CBMS
	50670*	CR Asymmetrical Body peened - Silver	MT-ST (JM-SAP) 400W	13,63	1	30	0,0540
	50671	CR Asymmetrical Body peened - Silver	MT-ST (JM-SAP) 250W	11,90	1	30	0,0540
	50672	CRL STRATOS peened - Silver	MT (JM) 400W Philips type	12,00	1	30	0,0540
	50673	CRL STRATOS peened - Silver	MT (JM) 250W Philips type	10,92	1	30	0,0540
	50686	CRL STRATOS specular - Silver	MT (JM) 250W Philips type	10,92	1	30	0,0540
	50687	CRL STRATOS specular - Silver	MT (JM) 400W Philips type	12,00	1	30	0,0540

* Suitable for MH lamps Osram type, see lamps technical specifications.

JET 7 Circular



Optical system

The projector is supplied with 2 types of optics:
 - Glazed with medium - narrow beam.
 - Super bright with narrow beam at highest intensity.
 The baffle avoids the direct glare of the lamp.

Operating area

- Relief lighting
 - Sport courts

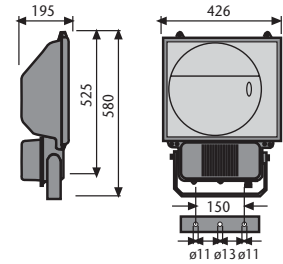
wind exposed surface = 0,193 m²



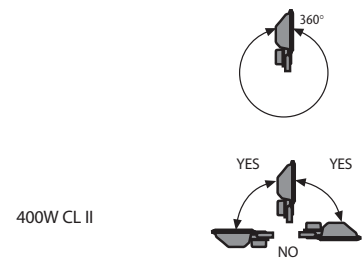
Lamps

	MT (JM-T) 250 - 400W E40
	ST (SAP-T) 250 - 400W E40

Dimensions (mm)



Working position



Available colours



CL I

CODE	DESCRIPTION	LAMP TYPE	GROSS WEIGHT (kg)	PACKING (pcs.)	PALLET (pcs.)	CBMS
50825	Black Body E40	250W	9,10	1	30	0,0540
50542	Black Body E40	400W	9,10	1	30	0,0540
50827	Black Body E40 high intensity reflector	250W	9,10	1	30	0,0540
50824	Black Body E40 high intensity reflector	400W	9,10	1	30	0,0540
50515	KIT	MT-ST (JM-SAP) 250W	3,82	1	-	0,0057
50510*	KIT	MT-ST (JM-SAP) 400W	5,23	1	-	0,0057
50593	KIT	MT (JM) 250W Philips type	3,00	1	-	0,0057
50594	KIT	MT (JM) 400W Philips type	4,05	1	-	0,0057

* Suitable for MH lamps Osram type, see lamps technical specifications.

CL II

CODE	DESCRIPTION	LAMP TYPE	GROSS WEIGHT (kg)	PACKING (pcs.)	PALLET (pcs.)	CBMS
50675*	Silver Body	MT-ST (JM-SAP) 400W	13,63	1	30	0,0540
50676	Silver Body	MT-ST (JM-SAP) 250W	12,00	1	30	0,0540
50677	Silver Body	MT (JM) 400W Philips type	12,00	1	30	0,0540
50678	Silver Body	MT (JM) 250W Philips type	10,92	1	30	0,0540
50708*	Silver Body high intensity reflector	MT-ST (JM-SAP) 400W	13,63	1	30	0,0540
50709	Silver Body high intensity reflector	MT-ST (JM-SAP) 250W	12,00	1	30	0,0540
50710	Silver Body high intensity reflector	MT (JM) 400W Philips type	12,00	1	30	0,0540
50711	Silver Body high intensity reflector	MT (JM) 250W Philips type	10,92	1	30	0,0540

* Suitable for MH lamps Osram type, see lamps technical specifications.

ACCESSORIES AND SPARE PARTS

CODE	DESCRIPTION	GROSS WEIGHT (kg)	PACKING (pcs.)	COLOUR	CBMS
60339	Louvre	1,35	1	Black	0,0100
60085	Circular steel louvre	1,35	1	Black	0,0100
60349	Grille	0,75	1	Black	0,0030
60089	Top pole device	1,30	1	Black	-
60242	AKRON 4 Ø 76 mm	14,00	1	Deep galvanized	0,0046
60240	AKRON 4 Ø 60 mm	13,50	1	Deep galvanized	0,0046
05769	Glass	1,50	-	-	-
50530*	CL I empty gear plate	0,40	1	-	0,0020

* For extra European countries only



60349
Steel protection grille.
Zinc plated and steel coated in black colour.



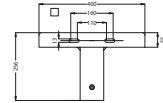
60339
Steel protection louvre.
Zinc plated and steel coated in black colour.



60089
Top pole mounting device in die cast aluminium Ø 60.
Zinc plated and steel coated in black colour.



60085
Circular steel louvre.
Zinc plated and steel coated in black colour.



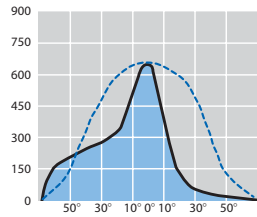
60242 AKRON 4
Hot deep galvanized sheet steel accessory for 4 floodlights 400W max fixing on 76 mm diam. pole

60240 AKRON 4
Hot deep galvanized sheet steel accessory for 4 floodlights 400W max fixing on 60 mm diam. pole



Photometric data

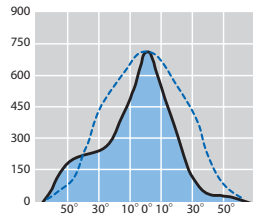
JET 7 Symmetrical




MT (JM-T) 400W E40



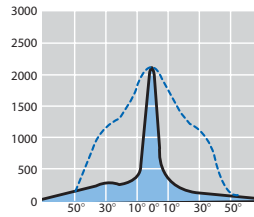
JET 7 Symmetrical



ST (SAP-T) 400W E40



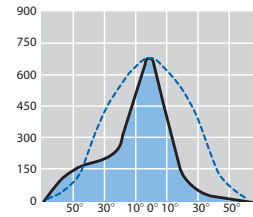
JET 7 Symmetrical



ST (SAP-T) 250W E40



JET 7 Symmetrical narrow

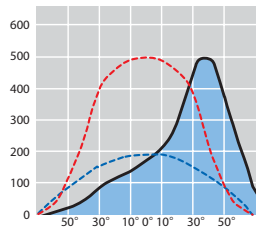


ST (SAP-T) 600W E40



JET 7 King

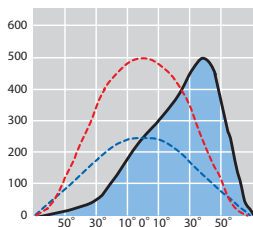
JET 7 Asymmetrical



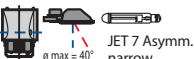
MT (JM-T) 400W E40



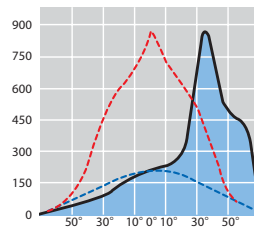
JET 7 Asymmetrical
θ max = 35°



ST (SAP-T) 400W E40



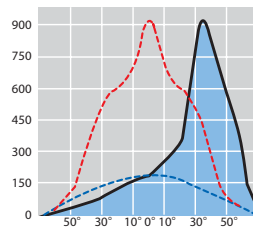
JET 7 Asymm. narrow
θ max = 40°



ST (SAP-T) 400W E40



JET 7 Asymm. narrow
θ max = 35°

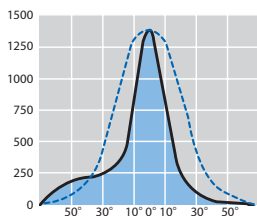


MT (JM-T) 400W E40



JET 7 Asymm. narrow
θ max = 35°

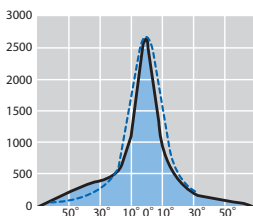
JET 7 Circular



ST (SAP-T) 400W - E40



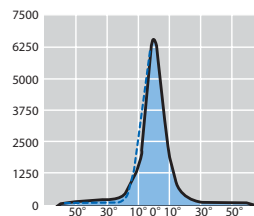
JET 7 Circular



MT (JM-T) 400W - E40



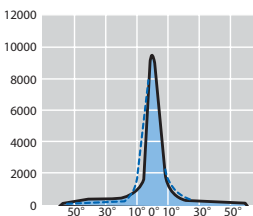
JET 7 Circular



MT (JM-T) 400W - E40



JET 7 Circular high intensity



MT (JM-T) 250W - E40



JET 7 Circular high intensity