

Energy-saving floodlight



Jet 1000-2000 are advanced floodlights which combine high efficiency light output with high photometric performances they have been designed particularly for:

- outdoor and indoor sports halls.
- large areas.

Reflector made of highly pure, aluminium sheet, polished and oxidized.

Front tempered glass resistant to high temperatures and to thermal shock. Anti-ageing gaskets in silicon rubber.

Hot deep galvanized sheet steel fixing bracket, painted only for the JET 1000 symmetrical, with

index for vertical orientation.

The wiring compartment can be used as a junction box, or as housing for the ignitor (to be supplied separately).

CABLO SERVICE series boxes complete with electrical accessories are available for the power supply of the lamp.

Anti-screwing out device E40 lampholder.

PG 13,5 cable gland .

All the electrical components are suitable for power 230V - 50Hz and the projector is manufactured according to EN 60598/1 rules.

JET 2000 Symmetrical



High efficiency outdoor projector for 2000W metal halide lamps.
 Body and cable compartment in pressed sheet aluminium coated with silver polyester powders.
 Glass frame in die cast aluminium coated with silver polyester powders.
 Stainless steel springs for closing the frame.

Optical system

The JET 2000 projector is supplied with 2 types of optics:
 - Peened with a wide beam.
 - Specular with a narrow beam.
 A careful study permits excellent control of the

luminous flux and a considerable glare reduction. The presence of the flux reflecting skirt guarantees excellent performances.

Suitable lamps

The projector may use 2000W E 40 400 V metal halide lamps with following characteristics:
 - 10,3 A with incorporated ignitor Osram type
 - 8,8 A with incorporated ignitor Osram type
 - 8,8 A with outer ignitor Osram type
 - 8,2 A with outer ignitor Philips type

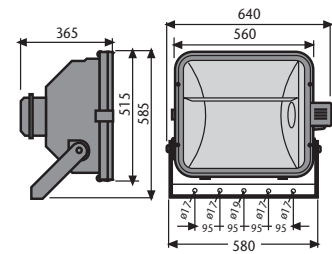
wind exposed surface = 0,312 m²

Lamps

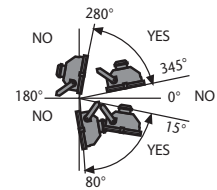


MT (JM-T) 2000W E40

Dimensions (mm)



Working position



Available colours



SILVER



CL I

CODE	DESCRIPTION	LAMP TYPE	GROSS WEIGHT (kg)	PACKING (pcs.)	PALLET (pcs.)	CBMS
50602	Silver Body E40 symmetrical - peened	M (JM) 2000W	17,60	1	12	0,152
50603	Silver Body E40 symmetrical - specular	M (JM) 2000W	17,60	1	12	0,152

JET 2000 Asymmetrical



High efficiency outdoor projector for 2000W metal halide lamps.

Body and cable compartment in pressed sheet aluminium coated with silver polyester powder.

Glass frame in die cast aluminium coated with silver polyester powders.

Stainless steel springs for closing the frame.

Optical system

The JET 2000 projector is supplied with 2 types of optics:

- Peened with a wide beam.
- Specular with a narrow beam made in pure aluminium with very high reflection factor.

A careful study permits excellent control of the luminous flux and a considerable glare reduction.

The floodlight is to be installed with aimings towards the vertical from 0° to 40°.

Suitable lamps

The projector may use 2000W E 40 400 V metal halide lamps with following characteristics:

- 10,3 A with incorporated ignitor Osram type
- 8,8 A with incorporated ignitor Osram type
- 8,8 A with outer ignitor Osram type
- 8,2 A with outer ignitor Philips type

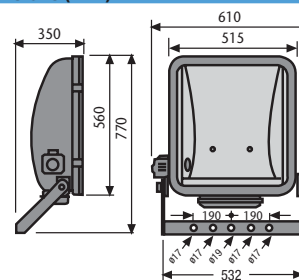
wind exposed surface = 0,275 m²
(with 40° vertical aiming)



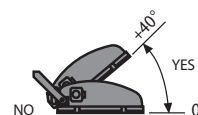
Lamps

MT (JM-T) 2000W E40

Dimensions (mm)



Working position



Available colours



CLI

CODE	DESCRIPTION	LAMP TYPE	GROSS WEIGHT (kg)	PALLET (pcs.)	CBMS
50611	Silver Body E40 Specular refl. with flux reflecting skirt	M (JM) 2000W	18,60	10	0,149
50618	Silver Body E40 Peened refl. without flux reflecting skirt	M (JM) 2000W	18,60	10	0,149
50619	Silver Body E40 Specular refl. without flux reflecting skirt	M (JM) 2000W	18,60	10	0,149

JET 2000

ACCESSORIES AND SPARE PARTS

CODE	DESCRIPTION	GROSS WEIGHT (kg)	1000W LAMP TYPE	CBMS
JET 2000 Symmetrical				
60051	Louvre	2,20	-	0,0190
60050	Grille	1,20	-	0,0055
60060	Frame with glass	5,50	-	0,0260
06891	Philips lamp	0,70	HPI-T 2000W/380V	0,0065
04192*	Osram lamp	0,80	HQI-T 2000W/D/I	0,0065
07131	Osram lampada	0,80	HQI-T 2000W/N/E/SUPER	0,0065
05146	Ignitor 1,2 KV - 400 V for Philips lamp	0,10	-	-
07130	Ignitor 5kV-400V for Osram lamp 2000W SUPER	0,35	-	-
06900	Ballast	15,00	JM 2000W-8,6/8,8 A 400V	0,0030
06901	Ballast	15,00	JM 2000W-10,3 A 400V	0,0030
05145	Capacitor 60 µF 450V	0,250	-	-
05144	Capacitor 40 µF 450V	0,250	-	-
JET 2000 Asymmetrical				
60092	Steel anti-glare louvre	1,35	-	0,0100
60050	Grille	1,20	-	0,0055
11624	Frame with glass	5,50	-	0,0260
06891	Philips lamp	0,70	HPI-T 2000W/380V	0,0065
04192*	Osram lamp	0,80	HQI-T 2000W/D/I	0,0065
07131	Osram lamp	0,80	HQI-T 2000W/N/E/SUPER	0,0065
05146	Ignitor 1,2 KV - 400 V for Philips lamp	0,10	-	-
07130	Ignitor 5kV-400V for Osram lamp 2000W SUPER	0,35	-	-
06900	Ballast	15,00	JM 2000W-8,6/8,8 A 400V	0,0030
06901	Ballast	15,00	JM 2000W-10,3 A 400V	0,0030
05145	Capacitor 60 µF 450V	0,250	-	-
05144	Capacitor 40 µF 450V	0,250	-	-

* Incorporated ignitor



60050
Steel protection louvre.
Zinc plated and steel coated in black colour.



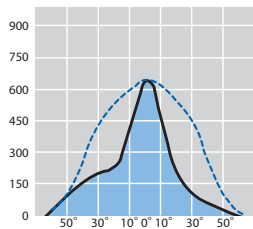
60051
Steel protection grille.
Zinc plated and steel coated in black colour.



60092
Steel anti-glare louvre.
Zinc plated and steel coated in black colour.

Photometric data

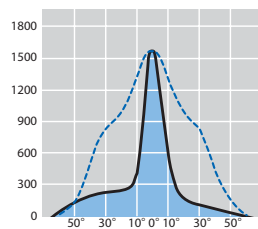
JET 2000 Symmetrical



MT 2000W E40



JET 2000 Symmetrical wide

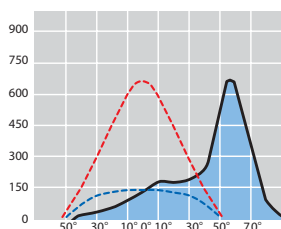


MT 2000W E40



JET 2000 Symmetrical narrow

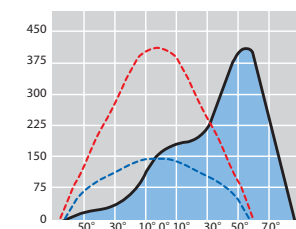
JET 2000 Asymmetrical



MT 2000 W E40



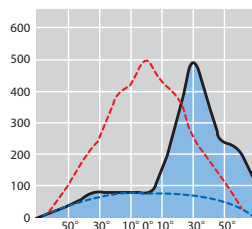
JET 2000 Asymmetrical narrow with steel glare louvre



MT 2000 W E40



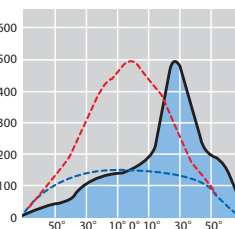
JET 2000 Asymmetrical wide with steel glare louvre



MT 2000 W E40



JET 2000 Asymmetrical narrow with refl. skirt



MT 2000 W E40



JET 2000 Asymmetrical narrow