

# Energy-saving floodlight



Symmetrical



Asymmetrical



41

Die cast aluminium body and frame coated with polyester powders in black and white colours on request, complete with thermally isolated control gear housing. For Class II fixture only silver colour RAL 7035. Reflector made of highly pure, peened aluminium sheet, polished and oxidized.

Variable optics.

Tempered front glass with silicon rubber gasket.

Bracket made of galvanized painted steel with index for vertical orientation.

The removable control gear plate, made out for

Class I of a galvanized steel sheet, and for Class II of injection of selfextinguish thermoplastic material, is complete with connectors which allow its quick disassembly during maintenance operations. Electrical housing cover made of reinforced polypropylene.

Lampholder E 40, cable gland PG 13,5.

All the electrical components are produced according to the Italian Quality Standards for power 230V - 50 Hz and the projector is manufactured according to EN 60598/1 rules.

Large areas lightings



# JET 5 Symmetrical



## Optical system

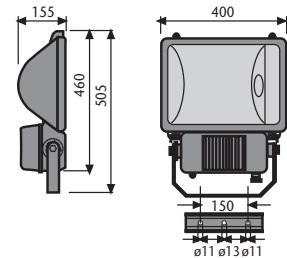
The versions with two different reflectors (peened and specular), guarantee medium  
- wide and medium  
- narrow beams.

wind exposed surface = 0,160 m<sup>2</sup>

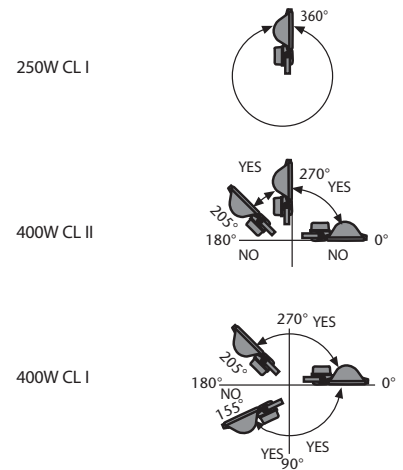


Lamps	
	QE (MBF) 250W E40
	SE (SAP-E) 150-250W E40
	ST (SAP-T) 150-250-400W E40
	MT (JM-T) 150-250-400W E40
	ME (JM-E) 150-250W E40

## Dimensions (mm)



## Working position



## Available colours



## CL I

CODE	DESCRIPTION	LAMP TYPE	GROSS WEIGHT (kg)	PACKING (pcs.)	PALLET (pcs.)	CBMS
50500	Black Body E 40 peened	-	6,84	1	52	0,0347
50553	White Body E 40 peened	-	6,84	1	52	0,0347
50548	Black Body E 40 specular	-	6,84	1	52	0,0347
50509	<b>KOMBI</b> peened - Black	MT (JM) 400W Philips type	11,08	1	48	0,0347
52733	<b>KOMBI</b> peened - Silver	MT (JM) 400W Philips type	11,08	1	48	0,0347
52710	<b>KOMBI</b> peened - Black	ST (SAP-T) 400W	12,00	1	48	0,0347
52734	<b>KOMBI</b> peened - Silver	ST (SAP-T) 400W	12,00	1	48	0,0347
50510*	KIT	MT-ST (JM-SAP) 400W	5,23	1	-	0,0057
50515	KIT	ME-SE/MT-ST (JM-SAP) 250W	3,82	1	-	0,0057
50520	KIT	QE (MBF) 250W	2,90	1	-	0,0057
50525	KIT	ME-SE/MT-ST (JM-SAP) 150W	2,98	1	-	0,0057

\* Suitable for MH lamps Osram type, see lamps technical specifications.

## CL II

CODE	DESCRIPTION	LAMP TYPE	GROSS WEIGHT (kg)	PACKING (pcs.)	PALLET (pcs.)	CBMS
50650*	Symmetrical Body peened - Silver	MT-ST (JM-SAP) 400W	11,91	1	48	0,0347
50652	<b>KOMBI</b> peened - Silver	MT (JM) 400W Philips type	11,08	1	48	0,0347
50715*	Symmetrical Body specular - Silver	MT-ST (JM-SAP) 400W	11,91	1	48	0,0347
50717	<b>KOMBI</b> specular - Silver	MT (JM) 400W Philips type	11,08	1	48	0,0347

\* Suitable for MH lamps Osram type, see lamps technical specifications.

# JET 5 Asymmetrical



## Optical system

The asymmetrical optics improve considerably the projector's performances and in the same way reduce the glare.

The asymmetrical versions with two different reflectors, guarantee a medium-wide beam with peened reflector and medium-narrow beam with specular reflector.

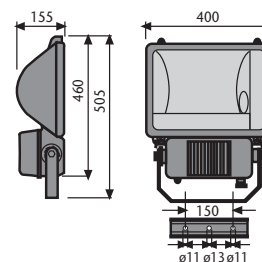
wind exposed surface = 0,160 m<sup>2</sup>



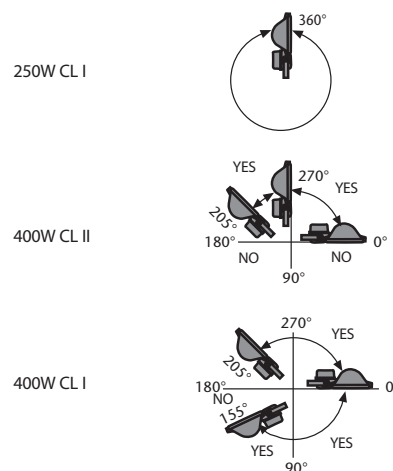
## Lamps

	MT (JM-T) 150-250-400W E40
	ST (SAP-T) 150-250-400W E40

## Dimensions (mm)



## Working position



## Available colours



## CL I

CODE	DESCRIPTION	LAMP TYPE	GROSS WEIGHT (kg)	PACKING (pcs.)	PALLET (pcs.)	CBMS
50568	Black Body E 40 peened	-	6,84	1	52	0,0347
50633	White Body E 40 peened	-	6,84	1	52	0,0347
50567	Black Body E 40 specular	-	6,84	1	52	0,0347
50632	White Body E 40 specular	-	6,84	1	52	0,0347
50631	<b>DROP</b> peened - Black	MT (JM) 400W Philips type	11,08	1	48	0,0347
52735	<b>DROP</b> peened - Silver	MT (JM) 400W Philips type	11,08	1	48	0,0347
52713	<b>DROP</b> peened - Black	ST (SAP-T) 400W	12,00	1	48	0,0347
52736	<b>DROP</b> peened - Silver	ST (SAP-T) 400W	12,00	1	48	0,0347
50510*	<b>KIT</b>	MT-ST (JM-SAP) 400W	5,23	1	-	0,0057
50515	<b>KIT</b>	MT-ST (JM-SAP) 250W	3,82	1	-	0,0057
50525	<b>KIT</b>	MT-ST (JM-SAP) 150W	2,98	1	-	0,0057

\* Suitable for MH lamps Osram type, see lamps technical specifications.

## CL II

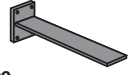
CODE	DESCRIPTION	LAMP TYPE	GROSS WEIGHT (kg)	PACKING (pcs.)	PALLET (pcs.)	CBMS
50655*	Asymmetrical Body peened - Silver	MT-ST (JM-SAP) 400W	11,91	1	48	0,0347
50657	<b>DROP</b> peened - Silver	MT (JM) 400W Philips type	11,08	1	48	0,0347
50719*	CAsymmetrical Body specular - Silver	MT-ST (JM-SAP) 400W	11,91	1	48	0,0347
50721	<b>DROP</b> specular - Silver	MT (JM) 400W Philips type	11,08	1	48	0,0347

\* Suitable for MH lamps Osram type, see lamps technical specifications.

## ACCESSORIES AND SPARE PARTS

CODE	DESCRIPTION	GROSS WEIGHT (kg)	PACKING (pcs.)	COLOUR	CBMS
60099	Bracket	2,70	1	Black	-
60203	Louvre	1,10	1	Black	0,0040
60202	Grille	0,62	1	Black	-
60089	Top pole device	1,30	1	Black	-
60242	AKRON 4 Ø 76 mm	14,00	1	Deep galvanized	0,0046
60240	AKRON 4 Ø 60 mm	13,50	1	Deep galvanized	0,0046
08711	Glass	1,10	-	-	-
50530*	CL I empty gear plate	0,40	1	-	0,0010

\* For extra European countries only



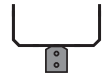
**60099**  
Bracket Length 600 mm  
Ideal for lighting shop-windows.  
Zinc plated and steel coated in  
black colour.



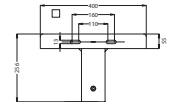
**60202**  
Steel protection grille.  
Zinc plated and steel coated in  
black colour.



**60203**  
Steel protection louvre.  
Zinc plated and steel coated in  
black colour.



**60089**  
Top pole mounting device in die  
cast aluminium Ø 60.  
Zinc plated and steel coated in  
black colour.



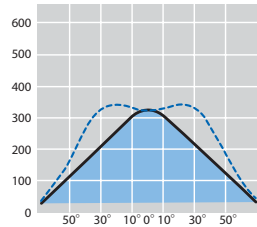
**60242 AKRON 4**  
Hot deep galvanized sheet  
steel accessory for 4 floodlights  
400W max fixing on 76 mm  
diam. pole

**60240 AKRON 4**  
Hot deep galvanized sheet  
steel accessory for 4 floodlights  
400W max fixing on 60 mm  
diam. pole



### Photometric data

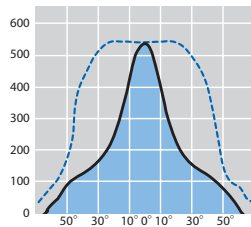
#### JET 5 Symmetrical



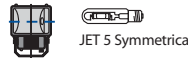
QE (MBF) 250W - E40



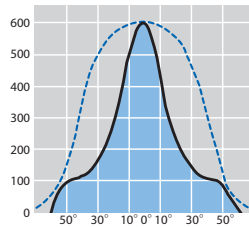
JET 5 Symmetrical



MT (JM-T) 400W - E40



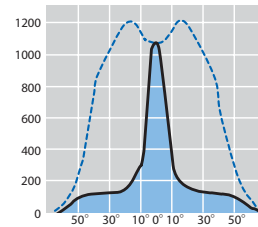
JET 5 Symmetrical



ST (SAP-T) 400W - E40



JET 5 Symmetrical

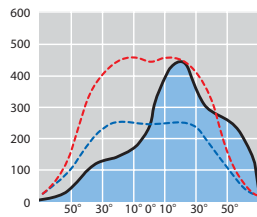


MT (JM-T) 400W - E40



JET 5 Symmetrical narrow

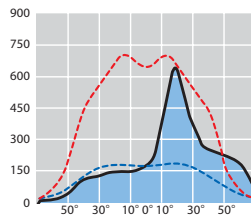
#### JET 5 Asymmetrical



MT (JM-T) 400W E40



JET 5 Asymmetrical wide



MT (JM-T) 400W E40



JET 5 Asymmetrical narrow